



AN ITALIAN COMPANY THAT RESEARCHES, DEVELOPS AND PRODUCES READY TO USE KITS
USING CHROMATOGRAPHIC TECHNIQUES FOR CLINICAL LABORATORIES

CONTROL LIOPHYL. IN WHOLE BLOOD FOR ETHYL ALCOHOL - LEVELS 1 and 2

Code GC73019

OBJECTIVE

These controls on blood are used for the internal quality control and serve to monitor the accuracy and precision of analytical procedures devoted to the quantitative determination of analytes contained therein. These controls are lyophilized human matrix and are available in two different concentration ranges. Should be handled as if they were a real patient sample.

RECOVERY OF LIOPHYLISED BLOOD

Remove the metal seal and rubber stopper from the vial. Add exactly 1 ml of HPLC-grade water through the tube. Replace the rubber stopper, allow to stand for at least 30 to 40 minutes. Before use, mix by inverting the vial to dissolve the material until a homogeneous solution.



STORAGE AND STABILITY

The calibrators are stable for 36 months from the date of preparation if stored at 2–8 °C. After reconstitution are stable for 30 days at 2-8 °C and 6 months at -20 °C. Do not use after the expiry date.

Aqueous solutions of Ethyl Alcohol are stable 12 months from preparation date if stored at 2–8 °C. Do not use after the expiry date.

PRECAUTIONS

These controls in human matrix should be treated with care and treated as potentially infectious.

LOT		



N° 003

07/2024

CONCENTRATIONS

COD.

GC73019

LOT		

PREPARATION OF CONTROL LEVEL 1 (TO BE MADE AT THE TIME BEFORE EACH SESSION ANALYTICAL)

Dispense directly in vials da 10 ml for headspace:

- 1) 50 µl of liophilised and reconstituted blood
- 2) 50 µl of **Level 1 – Ethanol 0.7 g/l** (remove the cap and insert a 50 ul Hamilton syringe type. Remove solution, remove the syringe and insert the solution taken in the vial). Proceed with the analytical phase.

CONCENTRATION OBTAINED FOR LEVEL 1

<i>ANALYTE</i>	<i>MEASUREMENT UNIT</i>	<i>MEDIUM VALUE</i>	<i>RANGE</i>
ETHANOL	g/l		

PREPARATION OF CONTROL LEVEL 2 (TO BE MADE AT THE TIME BEFORE EACH SESSION ANALYTICAL)

Dispense directly in vials da 10 ml for headspace:

- 1) 50 µl of liophilised and reconstituted blood
- 2) 50 µl of **Level 2 – Ethanol 1.5 g/l** (remove the cap and insert a 50 ul Hamilton syringe type. Remove solution, remove the syringe and insert the solution taken in the vial). Proceed with the analytical phase.

CONCENTRATION OBTAINED FOR LEVEL 2

<i>ANALYTE</i>	<i>MEASUREMENT UNIT</i>	<i>MEDIUM VALUE</i>	<i>RANGE</i>
ETHANOL	g/l		

PACKAGING AVAILABLE:

- GC73019 CONTROL IN WHOLE BLOOD FOR ETHANOL - LEVELS 1 and 2 4 x 1 ml/ 1 x 2 x 2 ml

This product fulfills all the requirements of Directive 98/79/EC of 27/10/1998 on in vitro diagnostic medical devices (IVD). The declaration of conformity is available upon request.



FOR *IN VITRO* DIAGNOSTIC USE ONLY



EUREKA S.R.L. LAB DIVISION
Via M. D'Antona 28
60033 Chiaravalle (AN) - Italy
Tel +39 071 7450790
eureka-support@sentinel.it
www.eurekakit.com